

Dear Parents

As we come to the end of this very short term, I would like us to look back and revise what was learnt. Please practise the sounds and numbers we have learnt.

Remember that your child's whole development is very important, their social, emotional and cognitive development are what determines if they are able to receive, and make sense of their world and information.

Take breaks when you need to, don't over load your child with information. This pandemic is very stressful for our little ones and they have had to adapt too many changes in their lives. The learners who have been attending school thus far have been troopers! They have worn their masks, kept their social distance from friends. I would just like to thank all the parents for doing such an amazing job with their little ones. Preparing them for the new "normal", you have made it so much easier to do my job! This term was an adjustment for all of us! We look forward to the next term, and building on what we have learnt thus far. Please keep safe and we pray we see each other soon.

# Term 3 Week 1

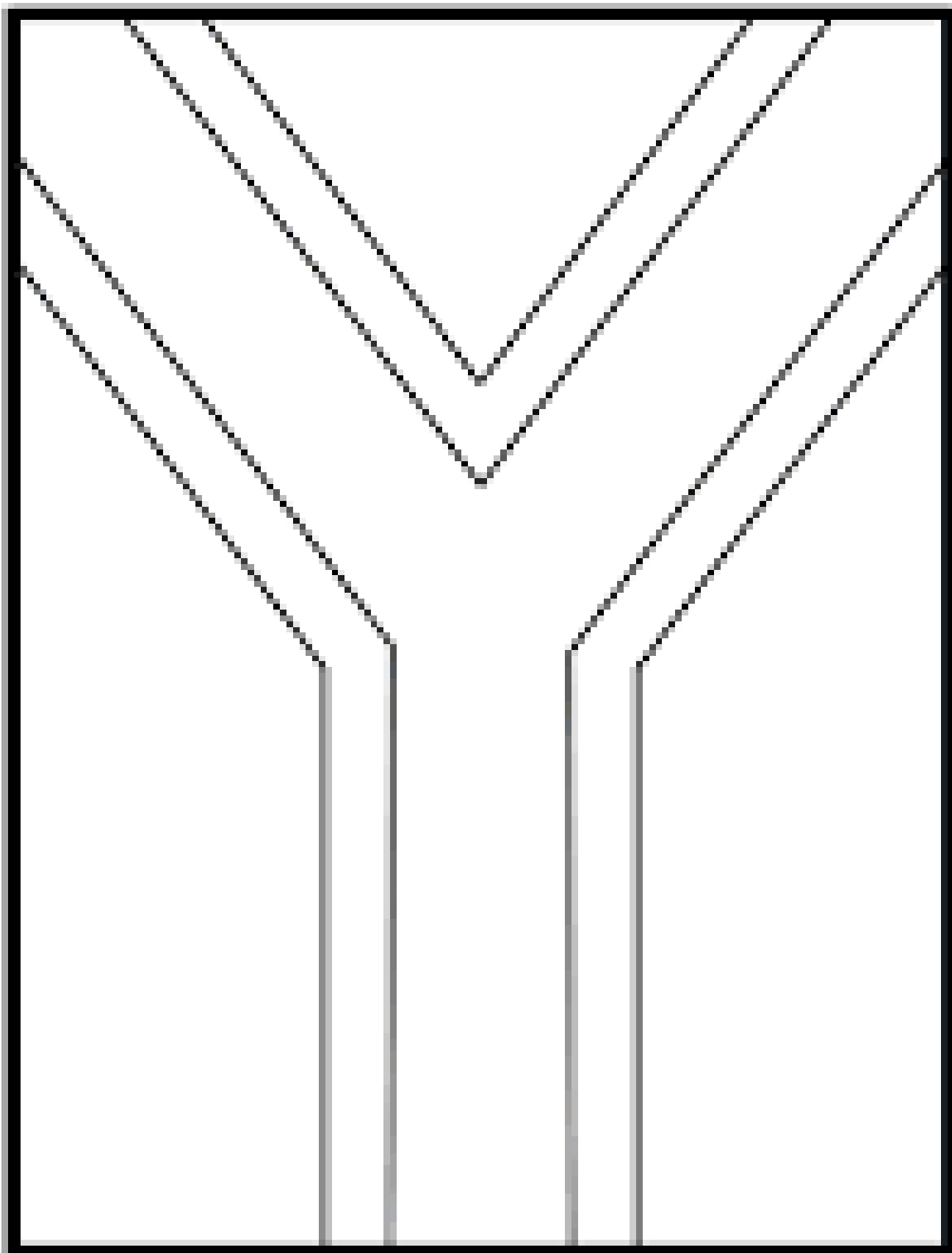
## Theme: Jobs people do

Content	<b>Topics to discuss - Ask your child:</b> <ul style="list-style-type: none"> <li>work related to health services</li> <li>Who are the people in the health sector?</li> <li>What do they do?</li> <li>How do they help us?</li> <li>Dentists, Doctors, optometrist's, nurses,</li> </ul>	<b>Topics to discuss Ask your child:</b>  <b>Same as Monday</b>	<b>Topics to discuss Ask your child:</b>  <b>Same as Monday</b>	<b>Topics to discuss Ask your child:</b>  <b>Same as Monday</b>	<b>Topics to discuss Ask your child:</b>  <b>Same as Monday</b>
Mathematics	<b>Maths worksheet</b> Write the number	<b>Maths worksheet</b> Roll and colour	<b>Maths worksheet</b> Fill in the missing numbers	<b>Maths worksheet</b> Complete the sums using counters	
Art/ activities	<b>Portrait of themselves using paint</b>	<b>Colour in the S.A flag</b>	<b>Bible story Samson</b> Draw a picture of Samson.		<b>Picture of my family. Draw using pastels and paint over with food colouring.</b>
Movement Activities	<b>Zumba dance</b>	<b>Zumba dance</b>	<b>Zumba dance</b>	<b>Zumba dance</b>	<b>Zumba dance</b>
English	<b>English worksheet</b> Read and have child colour in the correct picture	<b>English worksheet</b> Draw a picture for each sound	<b>English worksheet</b> Write the sound. Listen to the sound your teacher calls. these are the sounds in order. b, a, c, t		<b>Write on white boards.</b> Write cat, bat, at,

Circle the number the correct number.

four	six
eight	ten
one	three
two	five
seven	nine

Colour in the South Africa flag. Do not assist.





Name \_\_\_\_\_

# Roll & Color

## Apples

Directions: Roll a dice. Use the code to color an apple.

red

yellow

blue

green

orange

pink




Name \_\_\_\_\_




# I Can Read


Directions: Say the name of each picture. Read the words.  
Circle the word that matches the picture. Color the pictures.



sun sum




can cat



fish fig




tub tab



hem hen



rat rot



peg pig



bed bid



hit hat

Fill in the missing numbers.

1		3	4	
---	--	---	---	--

2		4	5	
---	--	---	---	--

0	1		3	
---	---	--	---	--

5		3	2	
---	--	---	---	--

3	4		6	
---	---	--	---	--

Listen to the sound your teacher calls and write it on the page in order.

Please use correct starting points.




Complete the sum.

$3 + 5 =$

$5 + 2 =$

$2 + 3 =$

$3 + 4 =$

$1 + 6 =$

$7 + 2 =$

$3 + 1 =$

$4 + 5 =$

Draw a picture for each sound. Do not assist.

a

b

c

t

