

Day 1 (Monday/Tuesday)

Listening

Ask someone such as Mom or Dad to read this story to you then draw a picture about the story.

The mermaid

A very beautiful mermaid is sitting on a wave and brushing her silver hair. While she is brushing her hair, she sings the most beautiful songs. Then the whale and dolphins swim up to come and listen to her beautiful songs. One day, the awful, grumpy, big octopus who lives in a slit under a rock, hears about this beautiful mermaid who can sing so beautifully. "I must have her. She must come and sing for me," the grumpy octopus growls. He shoots up to the surface where the mermaid is singing. He grabs her and with three of his eight long arms twisted firmly around her he shoots down again to the rock where it is very dark and quiet. "Sing!" the nasty octopus commands. Bravely, the mermaid tries to sing, but she can't utter a note. She is afraid of the octopus and the darkness around her. "You will stay here until you sing to me," the octopus growls. Above, in the water, the other marine animals and fish are very worried about their little mermaid. What will become of her? They hold a meeting and decide to go save her. They make a clever plan. Quickly they plait a net from sea grass and sea bamboo. The sardines and snoek and steenbras must come with to distract the octopus so that the sawfish can attack. The turtle and seahorses must pull the sledge on which she will have to ride and the electric eels will swim alongside to protect her. They will give the octopus the biggest shock of his life if he tries to stop them. Squid's job is to colour the water dark around the octopus so that he cannot see what is happening around him. Marlin will swim right at the front. His job is to keep the way clear in front of the sledge with his sharp snout. When the plan is ready, the fish start off immediately to where the octopus lives. The sardines whoosh past the octopus to distract him, but to no avail. The snoek and steenbras twist through his long arms, but still to no avail! He is only looking at the mermaid. The electric eels look at each other and without speaking, they storm the octopus and send shock after shock through his arms. At last, he sticks out one arm to hit them and immediately sawfish attack. Very quickly, there is a big fight under the water. But there are just too many attackers for the octopus! "Quick! Flee! Don't worry about us! We just crawl into our houses and then octopus can't do anything to us," sea crabs call. Quickly they cast the net over the octopus. The others quickly depart back to the surface where the mermaid can sing again. Today, you can still hold a seashell tightly to your ear and if you listen carefully, you will hear the mermaid's song about the brave friends who rescued her.

*Phonics for the week: oi sound (as in boil)

Read the words, write them down and use the words in sentences.

coin soil avoid boil join oil point
noise voice moist

Sight words

for show to too were

* oi story ... Read and circle all the oi words.

Oinky, the pig

Oinky was a pig who loved to make a noise and play in the soil. Her parents loved to spoil her. One day, in her loudest voice, she oinked until her mother came to join her. She pointed to one side. There, lying in moist soil, was a coin, foil and a tin of oil. Her mother told her to avoid touching those things and to go play on the other side.

Maths


Word problems

Make a drawing or show the sum on a number line and write a number sentence.

Nayana has 15 packets of sweets; she needs to share it with her 3 friends. How many packets of sweets will each friend get?



Aswati has 12 sticks of candy. She eats 2, and shares the rest with Nimisha and Reeny. How many sticks of candy will Nimisha and Reeny get?



Vishnu and Malu have 6 slices of pizza left. Vishnu wants to share them equally between them. How many slices of pizza will Malu get?



Jacob has 10 toys, Jithu has 5 toys and Sony has 12 toys. How many toys do they have altogether?


Angela has 4 friends Tisha, Shirley, Athira and Babitha. They play in the park together. Babitha decides to go home, how many friends are left.




Geometric patterns and shapes

Follow the colour pattern and complete the shapes

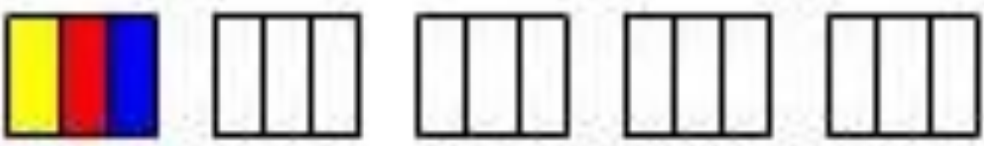
Yellow Red



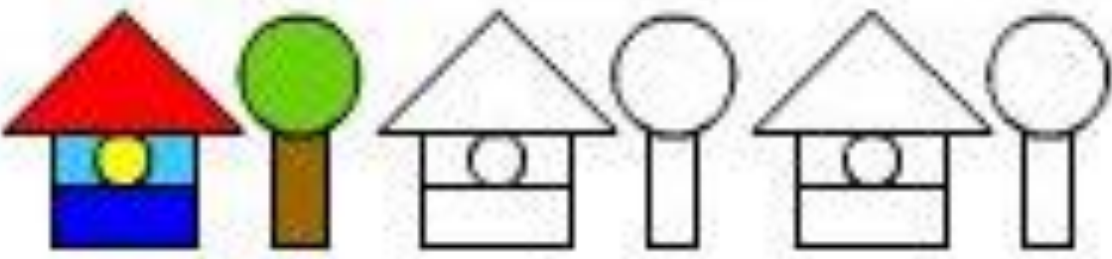

Blue Green



Yellow, Red, Blue



Green (top)
Yellow (bottom) Purple (circle)



Red triangle

Light blue rectangle (top)

Small yellow circle (middle)


Dark blue rectangle
(bottom)

Green circle

Brown rectangle

Day 2 (Wednesday/Thursday)

The Oi Sound



Fill in the missing oi word:

1. Chips are fried in hot _____ .
2. Keep the ground around the new seedlings _____ or they will die.
3. The plough on the farm turned the _____ over.
4. It is rude to _____ at someone.
5. Dad tries to _____ the potholes when he drives.

Write a sentence with each word:

noise: _____

join: _____

voice: _____

boil: _____

Look at the word **appointment**. How many words can you build using some of the letters in the word **appointment**? (You can have two letter words, three letter words, four letter words, etc.)

Example: **mat** (the letter m, a and t are found in the word appointment)

*Read the advertisement then answer the questions.

The fox and the hare

Hare hops down the road. Suddenly Fox jumps out from behind a bush and grabs Hare by the tail. "There! Today I did not fail! I've got you! I'm going to eat you!" the Fox boasts.

Hare starts to sob and wail. "Wait please, Mister Fox! You may eat me, but don't throw me in the bramble bush!"

Fox grins. "I am going to roast you, Hare! Then I am going to eat you!"

"Wait please, Mister Fox! You may roast me, you may eat me, but don't throw me in the bramble bush!"



They walk past the bramble bush. "Please, please Mister Fox!" Hare sobs loudly. "Eat me, but don't throw me in this bramble bush!"

And what does Fox do? "Wham!" he throws Hare into the bramble bush! "That will teach you a lesson, Hare!" he says.

But what does he hear? "Thank you, Mister Fox! The front door of my home is in the bramble bush!"



1. Copy the sentence in the story that tells us that Fox has tried to catch hare before.

2. Write another word for each of the following:

boasts _____

sobs _____

throw _____

roast _____

3. Where does Hare live?

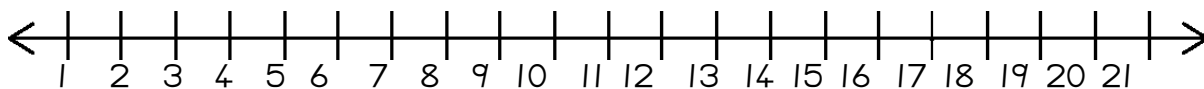
4. Who do you think is smarter, the Fox or the Hare? Give a reason for your answer.

*Write 4 sentences on own news. Use correct punctuation.

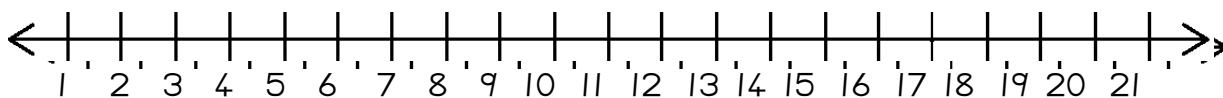
Money problems

Mary has R20. She buys a chocolate for R3 and a packet of chips for R6. How much change will she get?

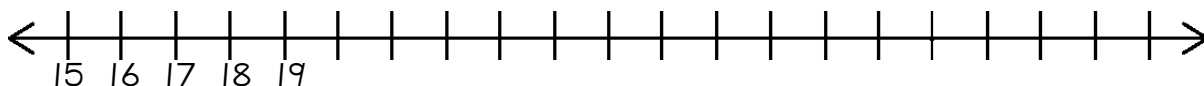
Write a number sentence.



Jeremy wants to buy a ball for R15. He only has R10. How much more money must he ask mommy for?



Jamie bought the following items: A basketball for R25, a cap for R15 and a packet of chips for R5. How much did all the items cost together?



How many cents are needed to make the next rand?



R 1.30 +	70c	= R2.00
R 3.60 +	___c	= R4.00
R 7.80 +	___c	= R8.00
R 5.50 +	___c	= R6.00
R 4.20 +	___c	= R5.00
R 2.40 +	___c	= R3.00

Match up the cents needed to make the next rand. Write the Rands.

R7.30	90c	= R_____
R2.10	30c	= R_____
R5.40	20c	= R_____
R1.90	70c	= R8.00
R6.20	10c	= R_____
R8.70	80c	= R_____
R4.80	60c	

Note: A red arrow points from R7.30 to the 70c coin.

How many tens and units in the number names below?

Number	Tens	Units
2 Example		2
17		
55		
43		
78		
20		
37		

Fill in missing number name and symbol.

Number name	Number symbol
	25
	99
Forty three	
Ninety nine	
	69
Fifty five	




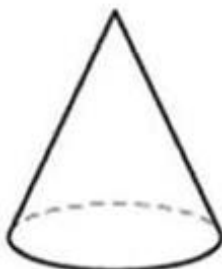
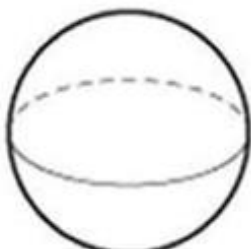
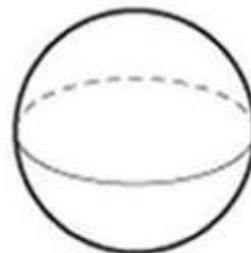
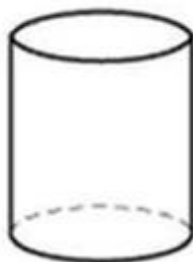
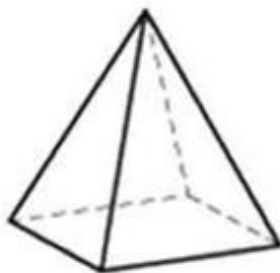
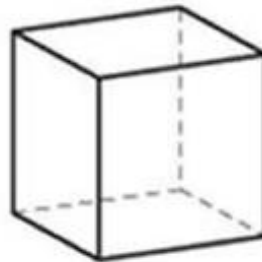

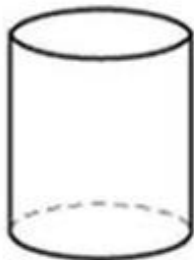
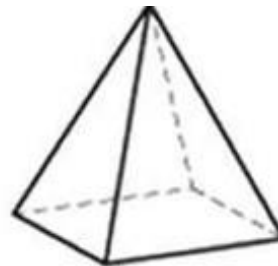
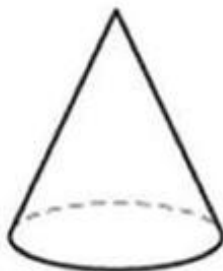
Space and shape

Look at the 3D objects from different views, **top view**, **front view** and **side view**. Colour the following

Top views: Green

Front view: Pink

Side view: Red



Place value

Example: $58 = 5\text{Tens} + 8\text{Units}$

$$50 + 8$$

$$= 58$$

How many tens and units in the number names below?

Number	Tens	Units
55 Example	5	5
7		
85		
73		
68		
35		
27		

Fill in missing number name and symbol.

Number name	Number symbol
Eighty seven	87
Eighty three	
Sixty nine	
Ninety six	
Fifty nine	
Thirteen	

Expanded form

Fill in the table below to show how many tens and units. The first one has been done for you.

Tens Units	Ten		Unit
3 4	30	+	4
7			
79			
55			
35			